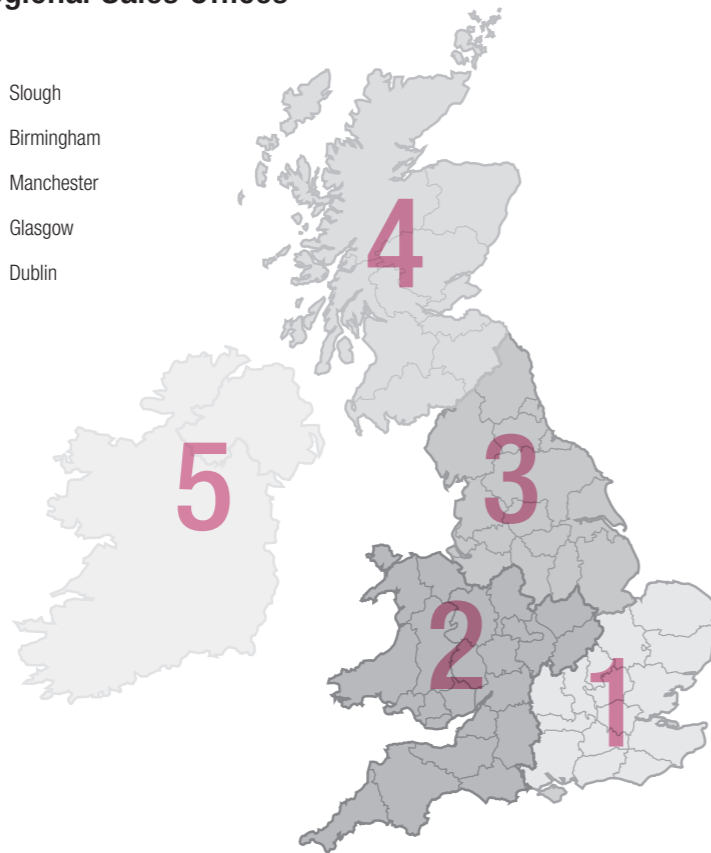


Regional Sales Offices

- 1** Slough
- 2** Birmingham
- 3** Manchester
- 4** Glasgow
- 5** Dublin



Our verbal and written application engineering advice is based upon experience and the best of our knowledge. However it is to be regarded as non-binding information. Working conditions and use under conditions for which the product was not intended and over which we have no influence exclude any claim resulting from our information. We recommend that a suitable check is made as to whether the REHAU product is suitable for the envisaged purpose. Application, use and processing of the products is carried out beyond the scope of our control and are therefore carried out exclusively at your own responsibility. If liability should still apply, then this is restricted, in the case of all damage, the value of the goods supplied by us and used by you. Our warranty applies to the consistent quality of our products as per our specification and in accordance with our general terms and conditions of delivery and payment. This document is protected by copyright. All rights based on this are reserved. No part of this publication may be translated, reproduced or transmitted in any form or by any similar means, electronic or mechanical, photocopying, recording or otherwise, or stored in a data retrieval system.

UK & IRELAND SALES OFFICES

For all large commercial projects, please contact our London Office

London	Slough	Birmingham	Manchester	Glasgow	Dublin
REHAU Ltd The Building Centre 26 Store Street London WC1E 7BT	Units 5 J & K Langley Business Centre Station Road Langley Slough SL3 8DS	Tameside Drive Holford Way Witton Birmingham B6 7AY	Brinell Drive Irlam Manchester M44 5BL	Phoenix House Phoenix Crescent Strathclyde Business Park Bellshill, North Lanarkshire ML4 3NJ	9 St. Johns Court Business Park Swords Road Santry Dublin 9
Tel: (0207) 580 6155 Fax: (0207) 307 8595	Tel: (01753) 588500 Fax: (01753) 588501	Tel: (0121) 344 2300 Fax: (0121) 344 2301	Tel: (0161) 777 7400 Fax: (0161) 777 7401	Tel: (01698) 503700 Fax: (01698) 503701	Tel: 00353 (0)1 8165020 Fax: 00353 (0)1 8165021



REHAU TRITEC

LEADING INNOVATION IN THE WINDOW MARKET

REHAU TRITEC

THE NEXT GENERATION 60MM WINDOW AND DOOR SYSTEM

REHAU TRITEC


LOOKING GOOD



- 1** Golden Oak casement window with arched head insert
- 2** French window - ideal for fire escape
- 3** The symbol of REHAU Quality

As innovators in the design and development of superior window systems, REHAU created REHAU Tritec to combine form and functionality. REHAU Tritec brings to the market an incomparable array of features and direct user benefits.

At every stage of the specification, fabrication and installation process, the superior engineering and design of REHAU Tritec has set the product firmly at the forefront of the window market. Great appearance and advanced performance, means a stream of demand for a versatile window and door system full of benefits.



First impressions count and every effort has been taken to achieve the correct balance between form and functionality - visual appeal and practicality. From the strategic positioning of hardware and colour of gaskets through to the range of finishes available - REHAU Tritec leads the market.

1 Sculptured sashes

REHAU Tritec is predominantly a chamfered system but we have introduced alternative internally and externally glazed sashes with a sculptured outer edge to offer a “traditional” appearance to casement windows. There is even a matching glazing bead and quadrant trim to complete the look.

2 Low level gaskets

Sitting level with the profile, gaskets are fitted at a low level, for minimum intrusiveness.

3 Standard Silver Grey gaskets for White profiles

At REHAU, we have made the conscious decision to opt for modern Silver Grey gaskets as a standard option - less obtrusive than traditional black options and yet in harmony with the clean style of the white profile. Colourfast Silver Grey also solves the need for using White gaskets, which can be prone to algae and discolouration.

4 Like coloured gaskets for wood effect laminated profiles

We take great pride in placing ourselves at the forefront of design, with suitably coloured gaskets which, when fitted, are almost invisible. Therefore we have made available Dark Brown gaskets for Mahogany and Rosewood profiles, and Acorn coloured gaskets for Golden Oak profiles.

5 Glazing beads with low level flipper

Matching low level flipper beads improve aesthetics on both sides of the window.

6 Run-through sash horn

For an authentic finish, sash horns are formed from the profile and are available in White, Rosewood, Mahogany or Golden Oak.

7 8 Arched head inserts and clip-on Georgian bars

For an authentic finish, sash horns are formed from the profile and are available in White, Rosewood, Mahogany or Golden Oak.

REHAU TRITEC

FIT AND FORGET

An all round customer friendly profile, REHAU Tritec offers an enhanced appearance as well as superior fabrication and performance. Altogether, REHAU Tritec helps towards easy selling, simple manufacturing, trouble-free installation and satisfied customers.

1 Easy glazing

The proven REHAU single leg glazing beads and retention detail ensures on-site glazing is easy yet secure when fitted.

- Fully integrated system

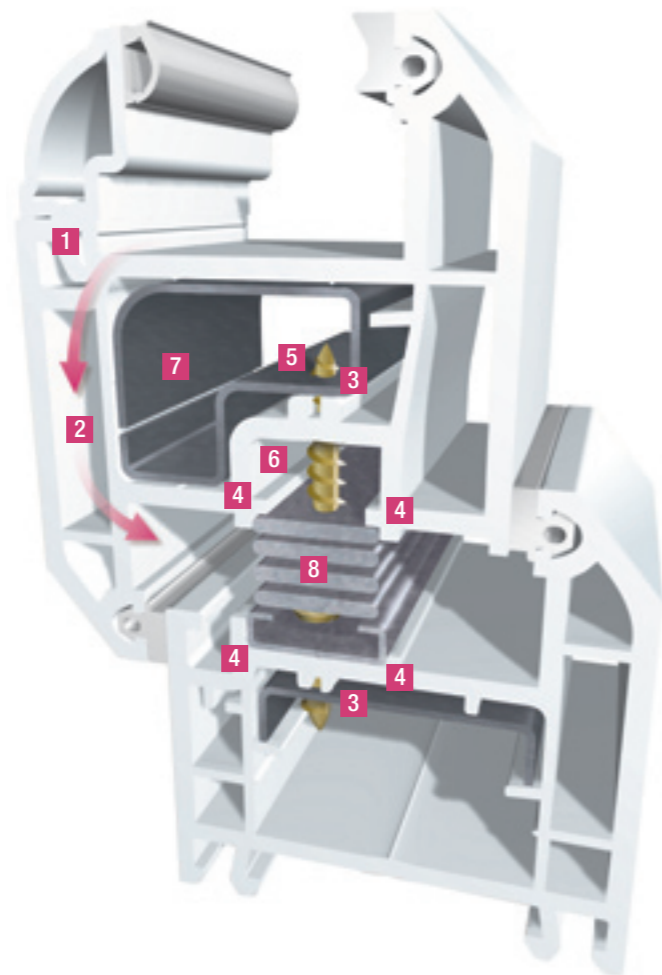
Because all REHAU Tritec profiles fit with each other, greater versatility of window designs with fully welded construction is achieved - for example dummy mullions in sashes.

2 Improved drainage path

The improved drainage paths allows water to drain more efficiently for better performance.

- Ancillary profiles

REHAU Tritec comes with a large range of ancillary profiles, including sills, angled head drips and square baypoles, couplers, frame extensions etc, which makes for easier fitting in all applications. This means they are more flexible and easier to install.



REHAU TRITEC

DESIGNED FOR PERFORMANCE

Once installed, REHAU Tritec profile will guarantee many years of quality performance. The range of features built into the system has been engineered with maximum efficiency and performance in mind, thus providing total peace of mind for all.

- Surface finish

REHAU's renowned gloss and smooth surface finish is a mark of quality that gives long lasting appearance and reduced maintenance.

- Three chamber profile

All REHAU Tritec profiles have three chambers, including tilt and turn and doors, for improved thermal performance and efficiency and for a consistent sales message.

3 Hardware fixed into steel

For improved technical performance and superior levels of security, the hardware in REHAU Tritec profiles can be fixed into the steel reinforcement if required on both sash and frame.

4 Positive friction-stay location

Positive friction-stay location reduces the strain on screws and hinges for improved technical performance.

5 No hardware break-through

All lock gearboxes for the REHAU Tritec system are contained within the inner chambers of the profile providing a dry environment. No technical compromise means a prolonged life for locks.

6 In-board Eurogroove

For improved security, the Eurogroove has been moved into the middle of the profile, creating a stronger position for the lock and greater resistance to forced entry.

7 Larger reinforcement chamber

A larger reinforcement chamber within the REHAU Tritec profile carries a more effective steel reinforcement offering bigger windows with optimum performance.

8 17/18mm stack height

Again, for larger windows comes a bigger stack height - offering more space for fitting heavy-duty hinges, increased performance and improved security.

- Low threshold

Meeting new building regulations, REHAU Tritec offers a low threshold for wheelchair access.

- Fully assessed

REHAU Tritec has been assessed by BSI to BS EN12608:2003 and by BBA. Fabricators are now able to achieve BS7412, BS7950 and PAS23/24.

- Specification

REHAU Tritec System fully meets any commercial specification.





REHAU TRITEC

PROFILE RANGE/SYSTEM ABILITY

Having over 20 main profiles in the range together with numerous ancillaries and choice of glazing beads REHAU Tritec allows the construction of the following popular fenestration products:



- Casement windows - internally and externally beaded
- Bay and bow casement windows
- French windows - for fire escape or large windows
- Tilt and turn windows - traditional set back or new flush appearance
- Pivot windows - for high rise applications
- Residential doors - open in/open plus mid-rails and side-panels, internally or externally beaded
- French doors - the popular alternative to sliding patio doors
- Composite doors
- Multi-fold doors - to maximise the available opening
- Porches/Conservatories - providing the window and door elements
- Ribbon/screen walling - in conjunction with REHAU structural linking elements, providing fenestration solutions for commercial applications in offices, schools, hospitals, etc.

In all cases fenestration products can accommodate glazing from single to 28mm double-glazing. All profiles are available in REHAU White as well as Mahogany, Rosewood and Golden Oak woodgrain finishes as standard.

Alternative laminated foil finishes are available by special order - for example, White Ash and Light Oak. In addition the REHAU colouring system Acryl II can be applied offering a further 150 RAL colour options.

REHAU Tritec key features:

- 60mm deep
- A,B and C rated windows to BFRC
- Low level light grey gaskets for white profiles
- Like coloured low level gaskets for wood effect laminate profiles
- Conforms to BS EN12608:2003
- Improved security performance to BS7950 and PAS23/24
- Synergy with REHAU European systems
- French window option
- Conservatory and porch window and door elements
- Sculptured and chamfered sashes
- Run through sash horns
- Arched head inserts and clip-on Georgian bars
- Choice of finishes - White, Rosewood, Mahogany, Golden Oak
- REHAU Acryl II Colour coating system available in 150 colours



1 Golden Oak

2 Rosewood

3 Mahogany

4 Choice of 150 RAL colours

REHAU Tritec.
Leading innovation in the window market.